



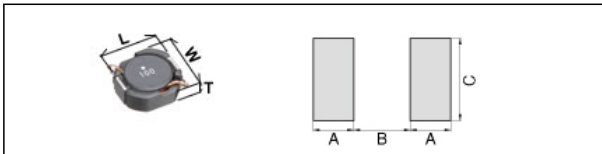


# CLF7045T-2R2N

Applications	 Commercial Grade
Feature	 Wire Wound
	 Magnetic Shield
	 Ferrite Core
Series	CLF Series / CLF7045 Type
Status	PROD



Size	
Length(L)	7.20mm +/-0.20mm
Width(W)	6.90mm +/-0.20mm
Thickness(T)	4.50mm +/-0.30mm
Recommended Land Pattern (A)	1.70mm Nom.
Recommended Land Pattern (B)	4.40mm Nom.
Recommended Land Pattern (C)	2.20mm Nom.

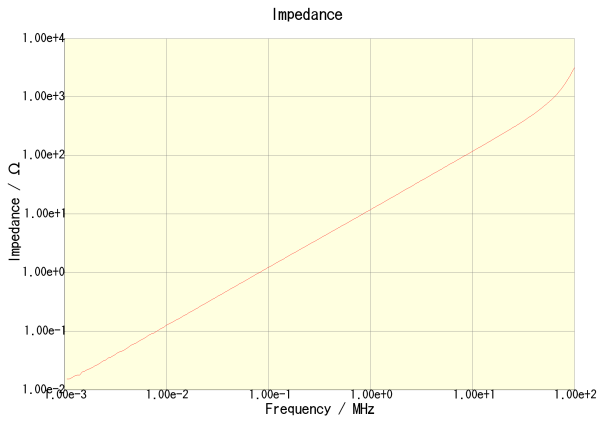
Electrical Characteristics	
Inductance	2.2uH +/-30% at 100kHz
Rated Current (L Change) [Typ.]	5.5A (10% Down)
Rated Current (Temperature Rise) [Typ.]	4.3A (30degC Rise)
DC Resistance [Nom.]	14.6mΩ
DC Resistance [Max.]	18.98mΩ

Other	
Operating Temp. Range (Including Self-Temp. Rise)	-40 to 105degC
Soldering Method	Reflow, Iron Soldering
AEC Q200	No
Packing	Blister (Plastic)Taping [330mm Reel]
Package Quantity	1000Pcs Min.
Weight	0.8g

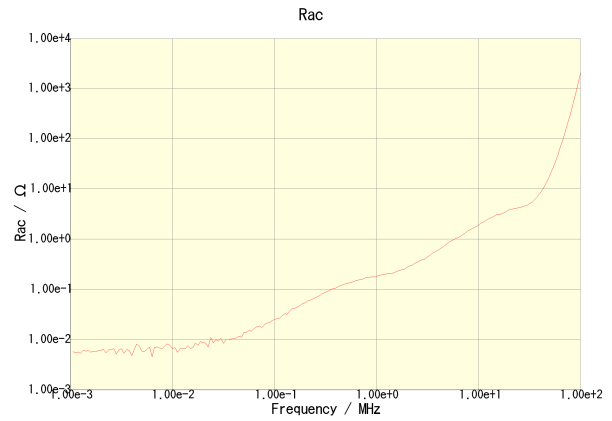
•This PDF document was created based on the data listed on the TDK Corporation website.  
 •All specifications are subject to change without notice.

# CLF7045T-2R2N

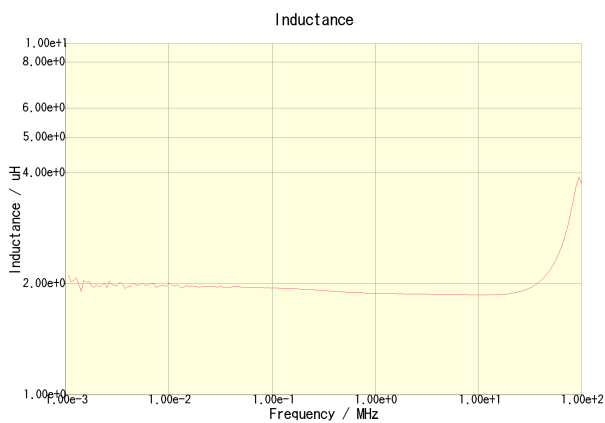
**Characteristic Graphs** (This is reference data, and does not guarantee the product's characteristics.)



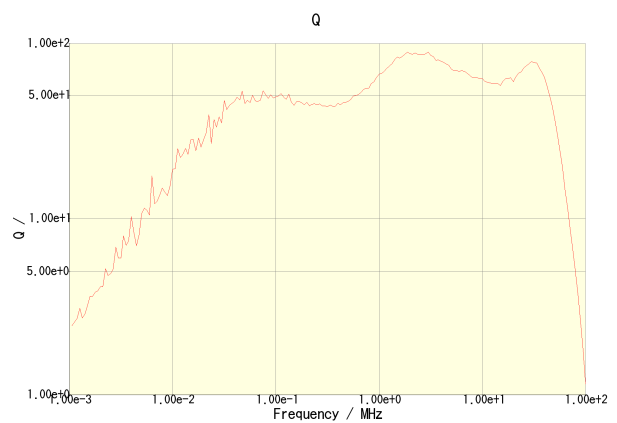
**CLF7045T-2R2N**



**CLF7045T-2R2N**



**CLF7045T-2R2N**

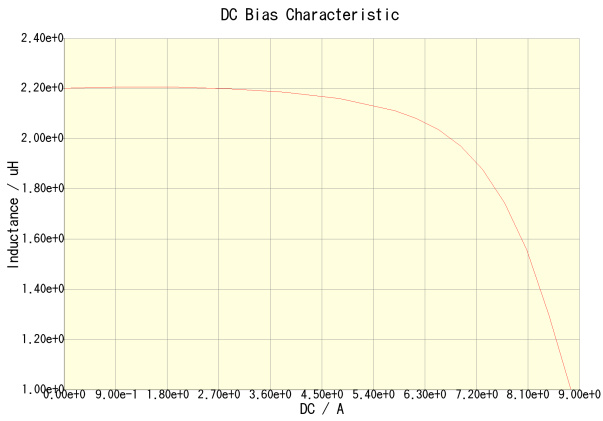


**CLF7045T-2R2N**

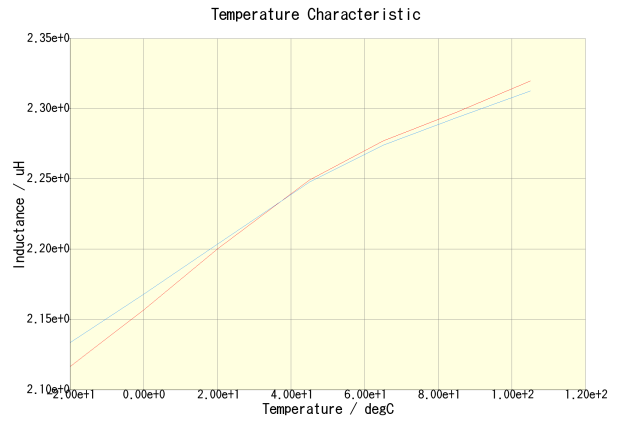
•This PDF document was created based on the data listed on the TDK Corporation website.  
 •All specifications are subject to change without notice.

# CLF7045T-2R2N

**Characteristic Graphs** (This is reference data, and does not guarantee the product's characteristics.)

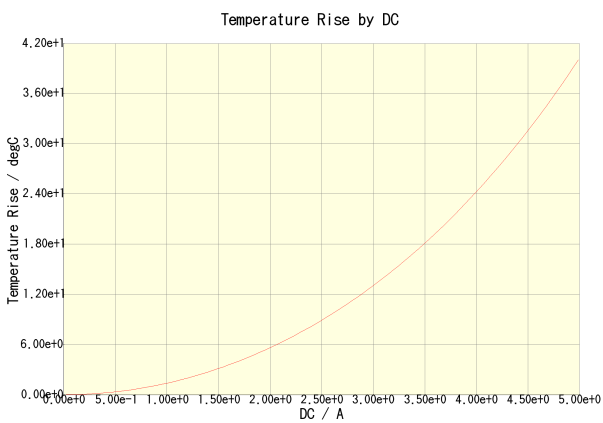


CLF7045T-2R2N(Amb. Temp. = 20degc)



CLF7045T-2R2N(DC = 0A)

CLF7045T-2R2N(DC = 2.15A)



CLF7045T-2R2N(Amb. Temp. = 20degc)

•This PDF document was created based on the data listed on the TDK Corporation website.  
 •All specifications are subject to change without notice.