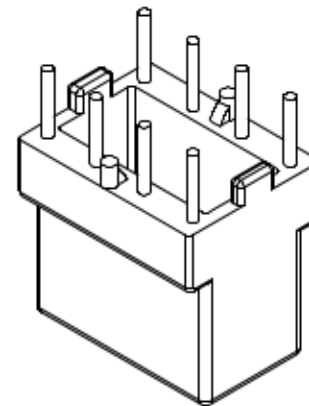
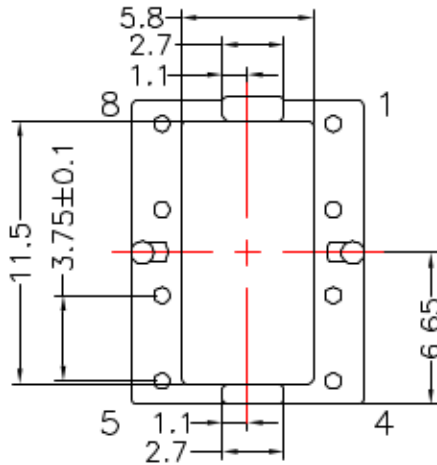
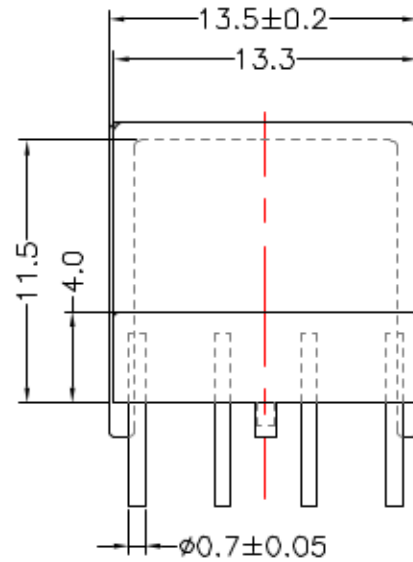
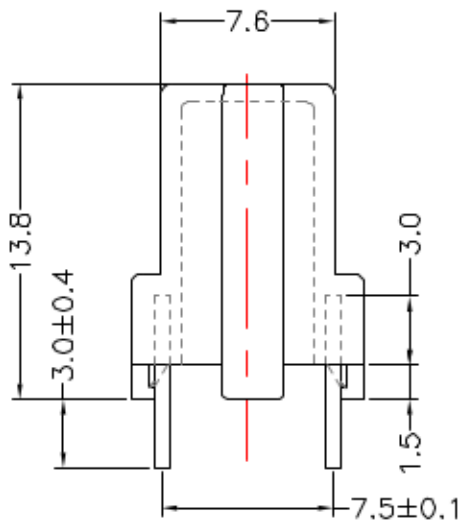
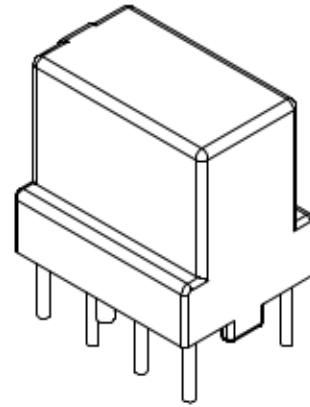
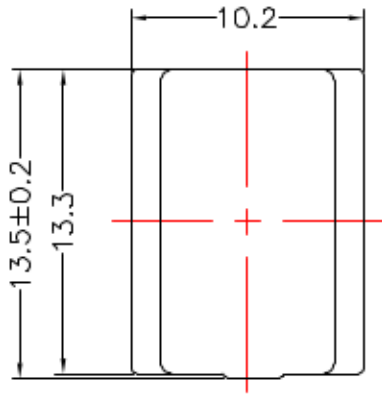


LEPCOS (North-West Laboratory)

http://ferrite.ru Tel/fax +7-812-369-11-54
St-Petersburg, Russia

REVISIONS

REV	SYM	DRAFTER	CHECKER	DATE
△1		YAN.TANG	G.F.YANG	11/04/09
△2		YAN.TANG	G.F.YANG	11/10/09
△3				



DWG NO. H13X10-8P-TH-3.75-E-11

PART NO.	MATERIAL (BOBBIN)	MATERIAL (TERMINAL)	TERMINAL (PLATING)	PIN ALLOCATION	NOTE
----------	-------------------	---------------------	--------------------	----------------	------

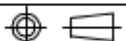
TBI-218-14051.1106

PM-9630

CP WIRE

Sn

ALL PIN



TOLERANCE: 0<L<=4:±0.1 4<L<=16:±0.2 16<L<=63:±0.3

UNIT : m/m

SCALE 3:1

Finish: 1. PB wire Immersion Sn on terminal : Thickness:Sn plating,100,5 μm (200 μ inches) min,Base nickel 1-2 μm (40-80 μ inches) min.
2. CP wire Immersion Sn on terminal : Thickness:Sn plating,100,5 μm (200 μ inches) min.
3. Coplanarity deviation: 0.10 mm (0.004 inches) max.

REV 2