



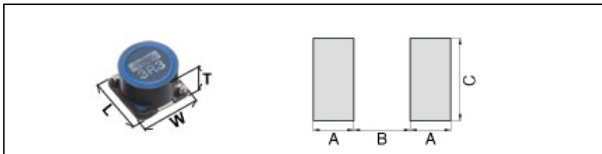


# SLF6045T-150M1R3-3PF

Applications		Commercial Grade
Feature		Wire Wound
		Magnetic Shield
		Ferrite Core
Series	SLF Series / SLF6045 Type	
Status	PROD	



Size	
Length(L)	6.00mm +/-0.20mm
Width(W)	6.00mm +/-0.20mm
Thickness(T)	4.50mm +/-0.30mm
Recommended Land Pattern (A)	1.50mm Nom.
Recommended Land Pattern (B)	4.00mm Nom.
Recommended Land Pattern (C)	2.20mm Nom.

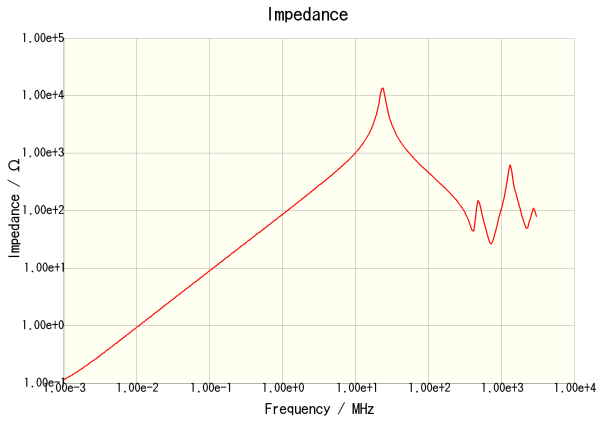
Electrical Characteristics	
Inductance	15uH +/-20% at 100kHz
Rated Current (L Change) [Max.]	1.3A (10% Down)
Rated Current (Temperature Rise) [Max.]	
DC Resistance [Nom.]	59.5mΩ
DC Resistance [Max.]	71.4mΩ

Other	
Operating Temp. Range (Including Self-Temp. Rise)	-40 to 105degC
Soldering Method	Reflow, Iron Soldering
AEC Q200	No
Packing	Blister (Plastic)Taping [330mm Reel]
Package Quantity	1000 Pcs Min.
Weight	0.4g

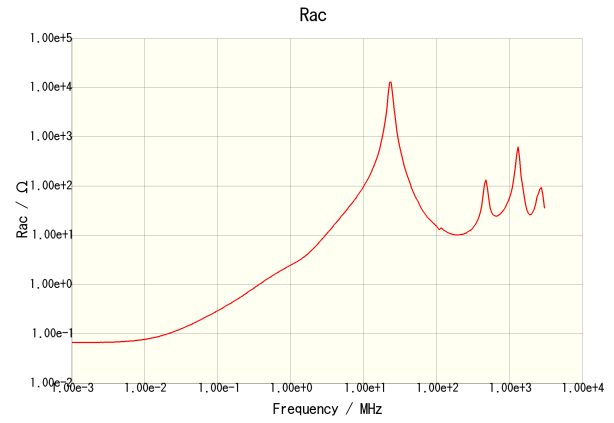
•This PDF document was created based on the data listed on the TDK Corporation website.  
 •All specifications are subject to change without notice.

# SLF6045T-150M1R3-3PF

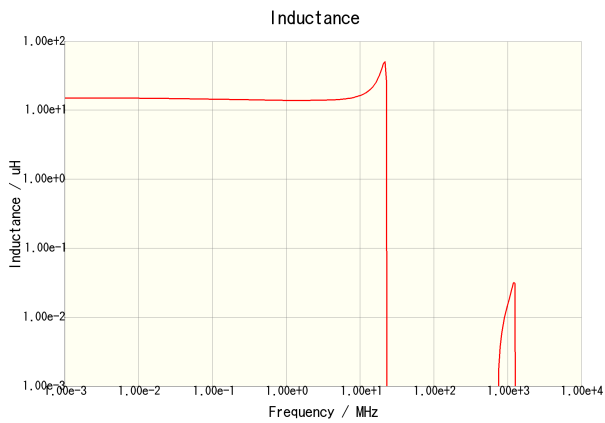
**Characteristic Graphs** (This is reference data, and does not guarantee the product's characteristics.)



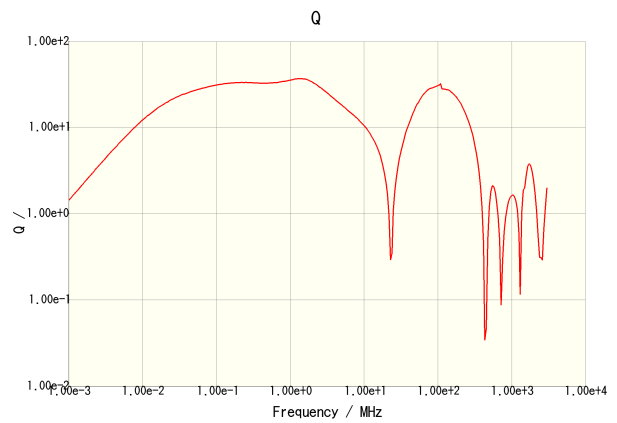
**SLF6045T-150M1R3-3PF**



**SLF6045T-150M1R3-3PF**



**SLF6045T-150M1R3-3PF**

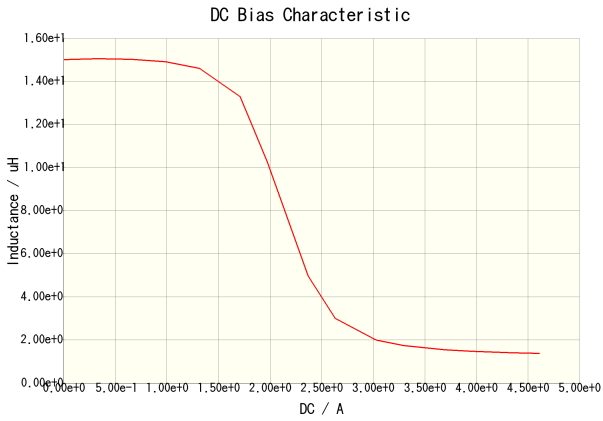


**SLF6045T-150M1R3-3PF**

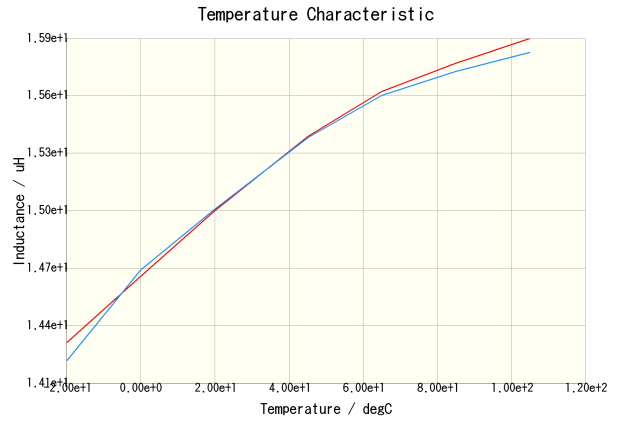
•This PDF document was created based on the data listed on the TDK Corporation website.  
 •All specifications are subject to change without notice.

# SLF6045T-150M1R3-3PF

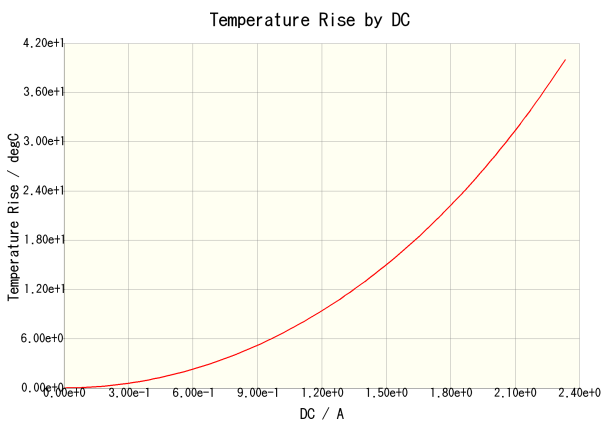
**Characteristic Graphs** (This is reference data, and does not guarantee the product's characteristics.)



SLF6045T-150M1R3-3PF(Amb. Temp. = 20degc)



SLF6045T-150M1R3-3PF(DC = 0A) SLF6045T-150M1R3-3PF(DC = 0.65A)



SLF6045T-150M1R3-3PF(Amb. Temp. = 20degc)

•This PDF document was created based on the data listed on the TDK Corporation website.  
 •All specifications are subject to change without notice.