

CLF10040T-220M

Applications  Commercial Grade

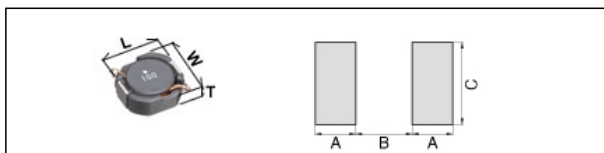
Feature  Wire Wound

 Magnetic Shield

 Ferrite Core

Series CLF Series / CLF10040 Type

Status PROD



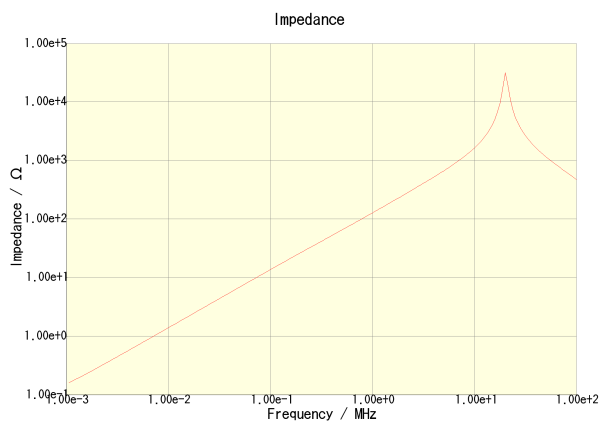
| Size | |
|------------------------------|-------------------|
| Length(L) | 10.00mm +/-0.30mm |
| Width(W) | 9.70mm +/-0.30mm |
| Thickness(T) | 3.80mm +/-0.30mm |
| Recommended Land Pattern (A) | 2.50mm Nom. |
| Recommended Land Pattern (B) | 5.60mm Nom. |
| Recommended Land Pattern (C) | 3.20mm Nom. |

| Electrical Characteristics | |
|---|-----------------------|
| Inductance | 22uH +/-20% at 100kHz |
| Rated Current (L Change) [Typ.] | 2.7A (10% Down) |
| Rated Current (Temperature Rise) [Typ.] | 2.2A (30degC Rise) |
| DC Resistance [Nom.] | 55mΩ |
| DC Resistance [Max.] | 66mΩ |

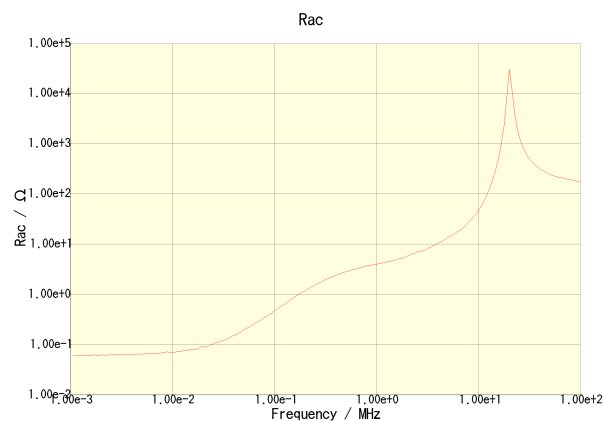
| Other | |
|---|--------------------------------------|
| Operating Temp. Range (Including Self-Temp. Rise) | -40 to 105degC |
| Soldering Method | Reflow, Iron Soldering |
| AEC Q200 | No |
| Packing | Blister (Plastic)Taping [330mm Reel] |
| Package Quantity | 800Pcs Min. |
| Weight | 1.3g |

CLF10040T-220M

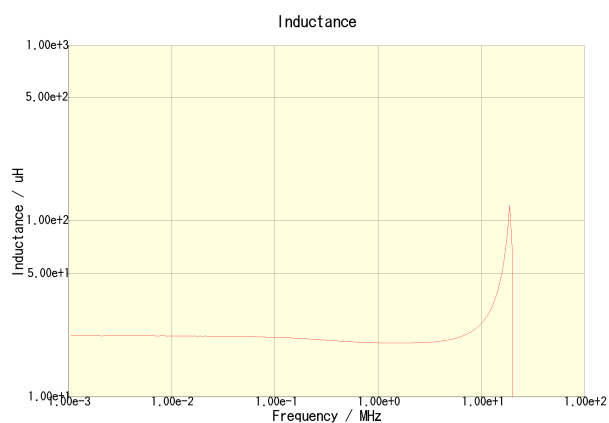
Characteristic Graphs (This is reference data, and does not guarantee the product's characteristics.)



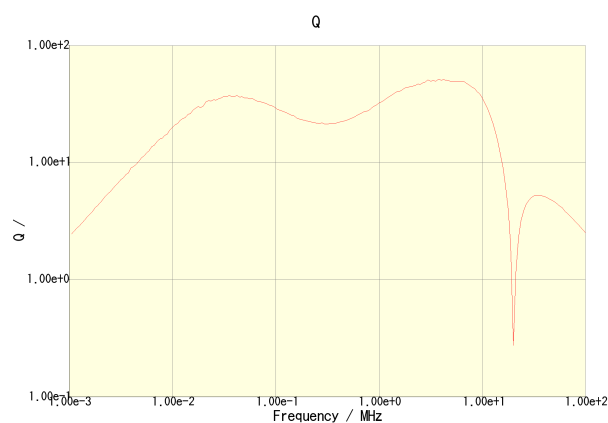
CLF10040T-220M



CLF10040T-220M



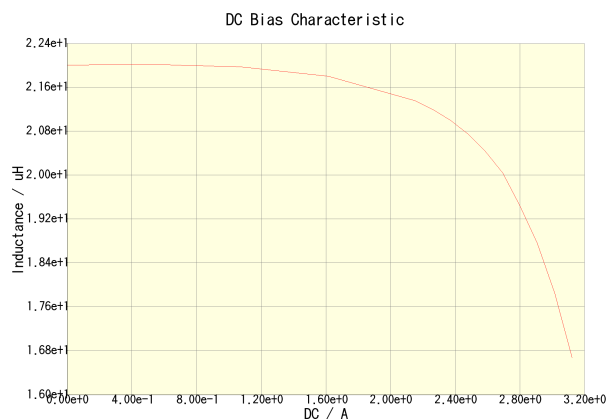
CLF10040T-220M



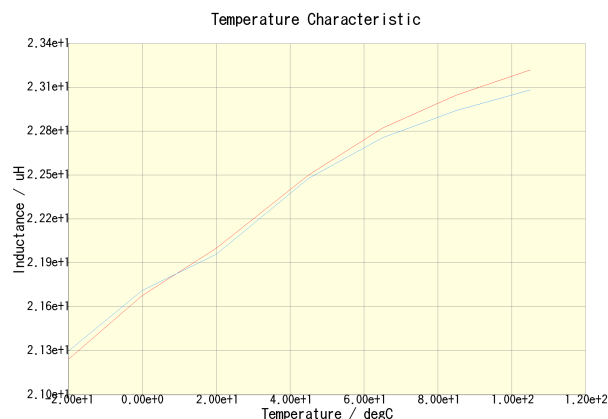
CLF10040T-220M

CLF10040T-220M

Characteristic Graphs (This is reference data, and does not guarantee the product's characteristics.)

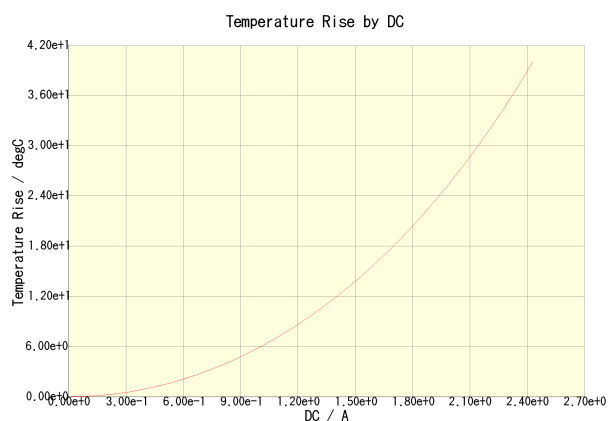


CLF10040T-220M(Amb. Temp. = 20degC)



CLF10040T-220M(DC = 0A)

CLF10040T-220M(DC = 1.1A)



CLF10040T-220M(Amb. Temp. = 20degC)