
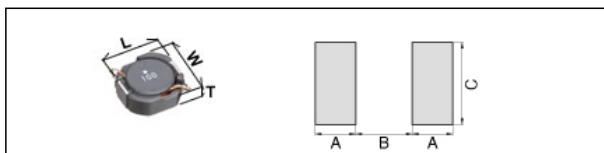


CLF10040T-151M

Applications	 Commercial Grade
Feature	<div>Wire Wound</div> <div>Wire Wound</div> <div>Shield</div> <div>Magnetic Shield</div> <div>Ferrite Core</div> <div>Ferrite Core</div>
Series	CLF Series / CLF10040 Type
Status	PROD



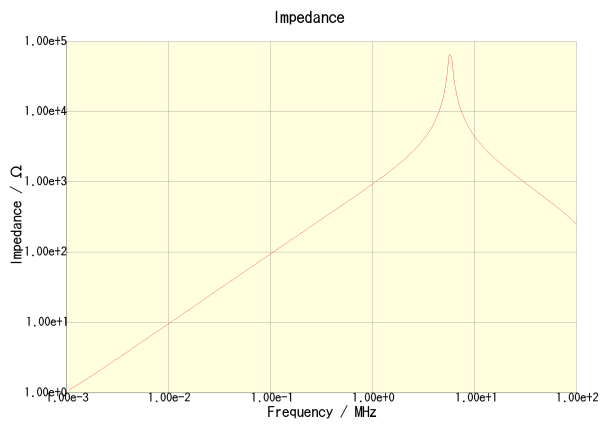
Size	
Length(L)	10.00mm +/-0.30mm
Width(W)	9.70mm +/-0.30mm
Thickness(T)	3.80mm +/-0.30mm
Recommended Land Pattern (A)	2.50mm Nom.
Recommended Land Pattern (B)	5.60mm Nom.
Recommended Land Pattern (C)	3.20mm Nom.

Electrical Characteristics	
Inductance	150uH +/-20% at 100kHz
Rated Current (L Change) [Typ.]	1A (10% Down)
Rated Current (Temperature Rise) [Typ.]	800mA (30degC Rise)
DC Resistance [Nom.]	380mΩ
DC Resistance [Max.]	456mΩ

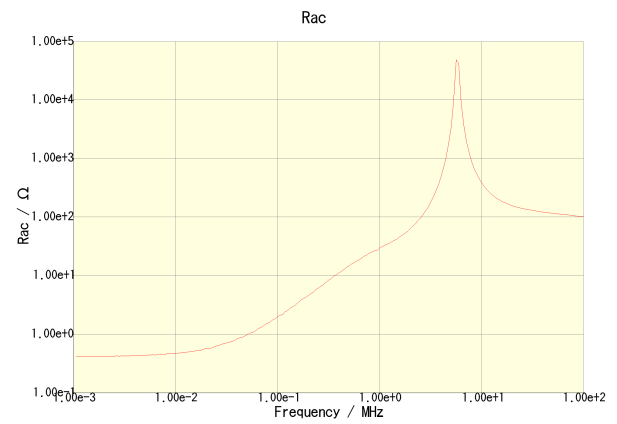
Other	
Operating Temp. Range (Including Self-Temp. Rise)	-40 to 105degC
Soldering Method	Reflow, Iron Soldering
AEC Q200	No
Packing	Blister (Plastic)Taping [330mm Reel]
Package Quantity	800Pcs Min.
Weight	1.3g

CLF10040T-151M

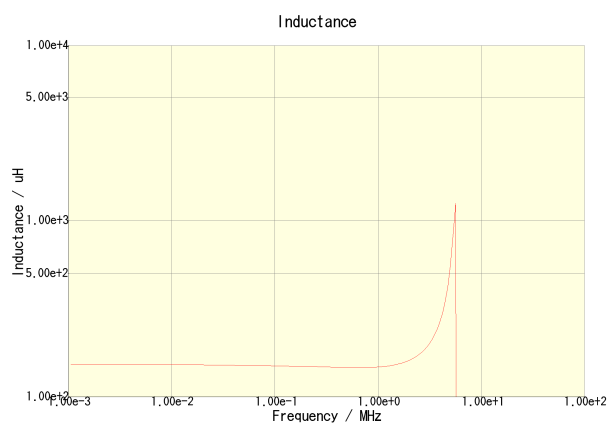
Characteristic Graphs (This is reference data, and does not guarantee the product's characteristics.)



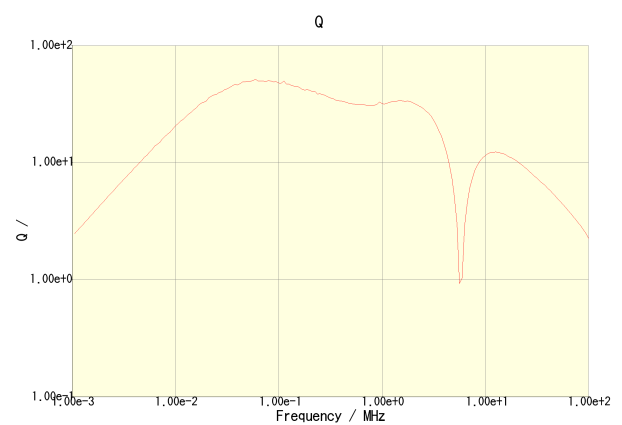
CLF10040T-151M



CLF10040T-151M



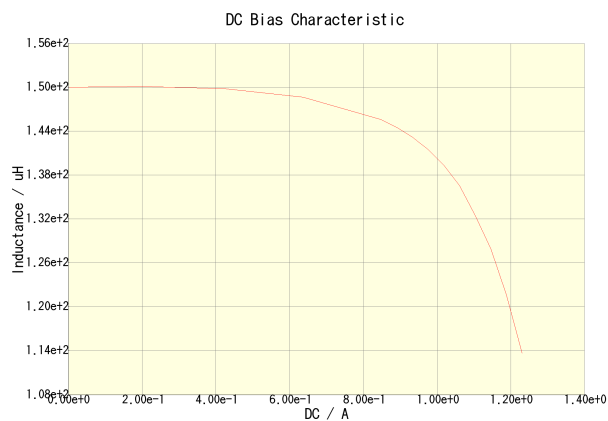
CLF10040T-151M



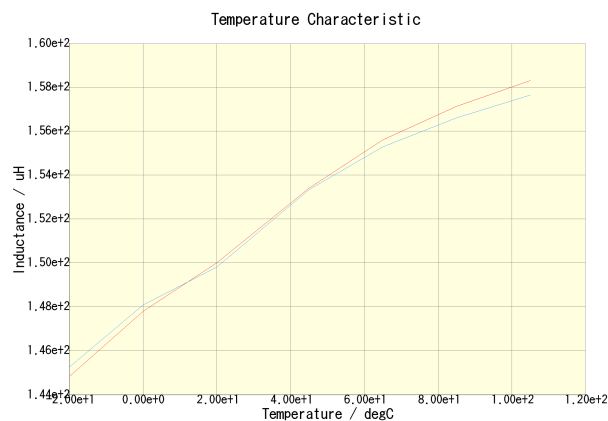
CLF10040T-151M

CLF10040T-151M

Characteristic Graphs (This is reference data, and does not guarantee the product's characteristics.)

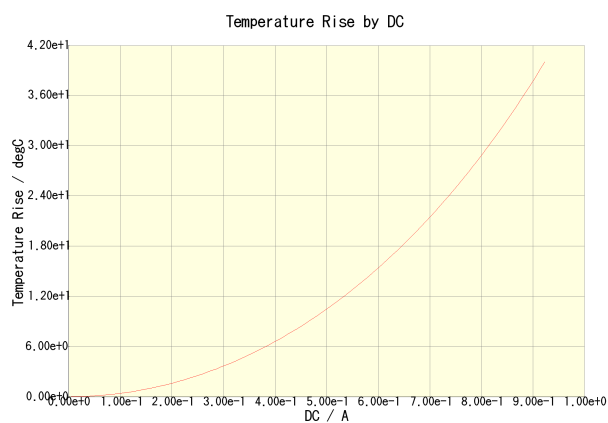


CLF10040T-151M(Amb. Temp. = 20degC)



CLF10040T-151M(DC = 0A)

CLF10040T-151M(DC = 0.4A)



CLF10040T-151M(Amb. Temp. = 20degC)