
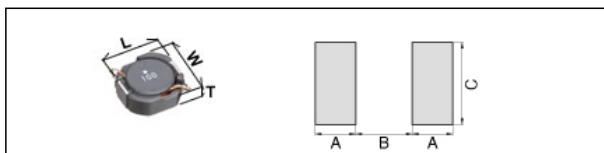


CLF6045T-3R3N

Applications	 Commercial Grade
Feature	<div>Wire Wound</div> <div>Wire Wound</div> <div>Shield</div> <div>Magnetic Shield</div> <div>Ferrite Core</div> <div>Ferrite Core</div>
Series	CLF Series / CLF6045 Type
Status	PROD



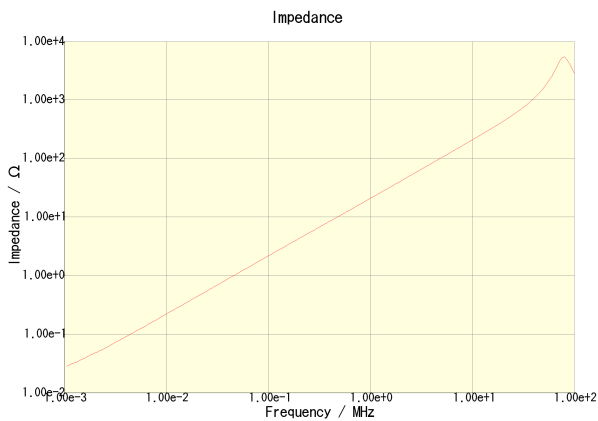
Size	
Length(L)	6.20mm +/-0.20mm
Width(W)	5.90mm +/-0.20mm
Thickness(T)	4.50mm +/-0.30mm
Recommended Land Pattern (A)	1.70mm Nom.
Recommended Land Pattern (B)	3.60mm Nom.
Recommended Land Pattern (C)	2.20mm Nom.

Electrical Characteristics	
Inductance	3.3uH +/-30% at 100kHz
Rated Current (L Change) [Typ.]	3.1A (10% Down)
Rated Current (Temperature Rise) [Typ.]	3.5A (30degC Rise)
DC Resistance [Nom.]	19mΩ
DC Resistance [Max.]	24.7mΩ

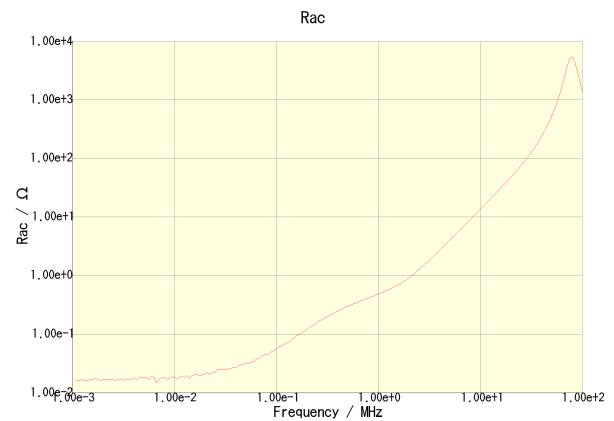
Other	
Operating Temp. Range (Including Self-Temp. Rise)	-40 to 105degC
Soldering Method	Reflow, Iron Soldering
AEC Q200	No
Packing	Blister (Plastic)Taping [330mm Reel]
Package Quantity	1000Pcs Min.
Weight	0.6g

CLF6045T-3R3N

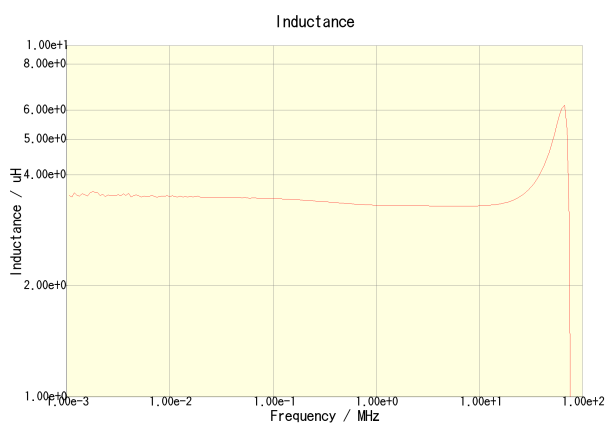
Characteristic Graphs (This is reference data, and does not guarantee the product's characteristics.)



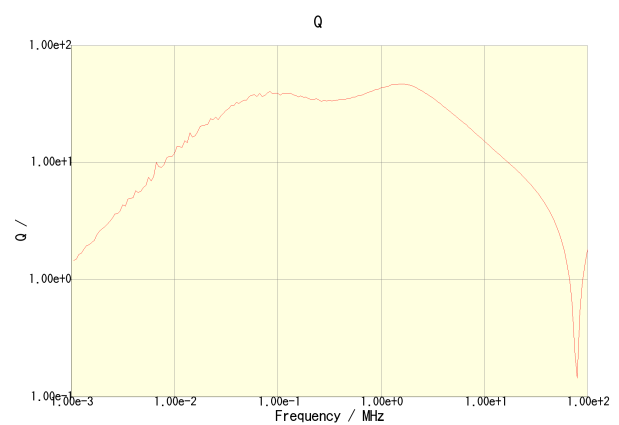
CLF6045T-3R3N



CLF6045T-3R3N



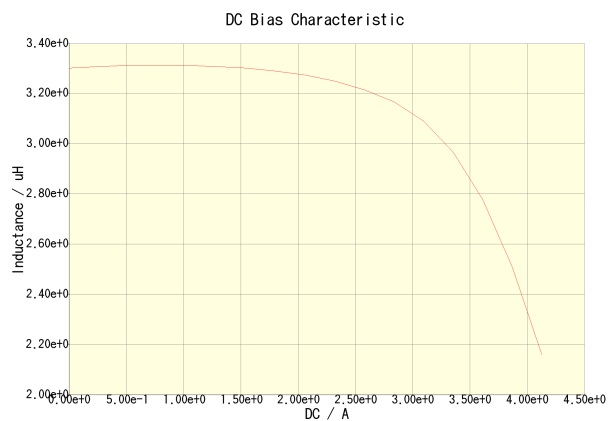
CLF6045T-3R3N



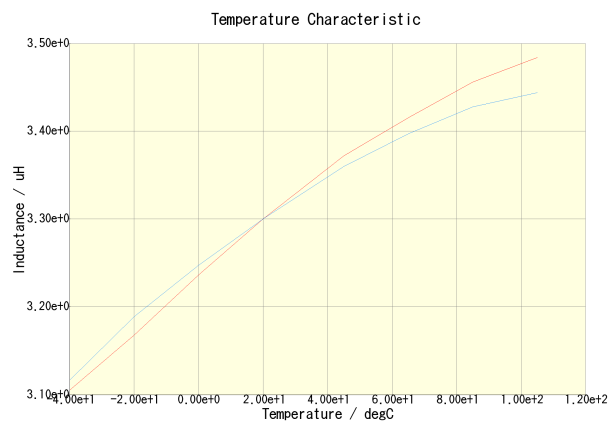
CLF6045T-3R3N

CLF6045T-3R3N

Characteristic Graphs (This is reference data, and does not guarantee the product's characteristics.)

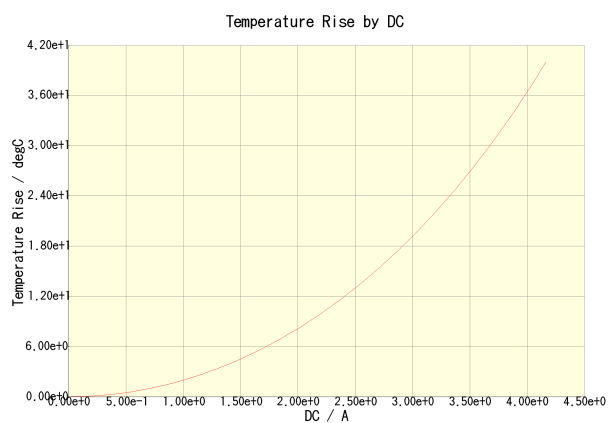


CLF6045T-3R3N(Amb. Temp. = 20degc)



CLF6045T-3R3N(DC = 0A)

CLF6045T-3R3N(DC = 1.55A)



CLF6045T-3R3N(Amb. Temp. = 20degc)